



Health & Safety



INFORMATION

for Dealers/Stockists/Customers

Calor Cylinder Storage Information

Important! Please read and follow these few simple guidelines for the storage of your Calor gas cylinders to ensure the Health and Safety of yourself and others who may be affected.

LPG – General Cylinder Users

Up to 15 kg of Butane in not more than 2 cylinders (blue) may be used indoors in residential premises, (e.g. mobile heaters), and a further maximum of up to 15kg in not more than 2 spare cylinder(s) may also be stored indoors.

Propane cylinders (red) may be used indoors only on a temporary basis, i.e. blowtorch, blown air heater, but must always be stored outdoors

Basic Rules

- Cylinders should be used and stored in the upright position
- Cylinders should be stored in well ventilated places away from sources of heat, ignition sources and readily ignitable materials.
- Cylinders must not be stored or used below ground level, nor in high rise flats where gas is prohibited.
- Cylinders should be preferably be stored outdoors, away from buildings entry/exit points and features such as drains.
- Cylinders must not be kept near to any corrosive, toxic or oxidant material

LPG at Fixed Installations.

- In the case of fixed installations, propane cylinders must be sited outside in accordance with Figure 1

LPG Storage at Dealer, Stockist, Commercial & Industrial Premises.

LPG cylinders should be stored in accordance with LP Gas Association Code of Practice No. 7 "Storage of Full and Empty LPG Cylinders and Cartridges". Separation distances vary dependant on the quantities of LPG being stored, however, the main requirements are as follows:-

- The use of a purpose built compound or cage (See Figure 2) is recommended
- Full and empty cylinders should be segregated
- LPG cylinders should be segregated from flammable liquids, combustible, oxidising, corrosive, toxic materials & compressed gas cylinders
- For storage of up to 400kg cylinders at Stockist premises, Calor may be able to supply a cylinder storage cage.

Basic Procedure in case of fire

Anyone who discovers a fire should call the Fire Brigade and tell them that LPG cylinders may be involved.

- In any emergency situation, it is of paramount importance to avoid endangering human life.
- Always approach a fire or leak from upwind. Do not attempt to extinguish a flame unless it is safe to do so.
- Keep all persons, except those necessary to deal with the emergency, at least 60 metres away from the danger area.

Leaking of LPG without fire

An attempt should be made to stop the leak by closing the valve where possible and replacing the plug or cap.

If the leak cannot be stopped, the cylinder should be carefully removed to a well-ventilated open space clear of drains, buildings and sources of ignition

tion. It should be marked faulty and left with the leak (usually at the valve) uppermost. General access should be prevented e.g. by temporary barriers. The supplier of the cylinder should be informed immediately.

In no circumstances should retailers attempt to dismantle or repair defective cylinder valves.

First Aid Information

Eyes: Immediately flush eyes with plenty of cool water for at least 15 minutes. Hold eyelids apart while flushing to rinse entire surface of eye and lids with water. Get immediate medical attention.

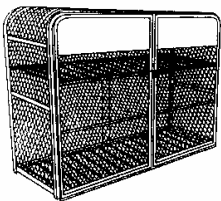
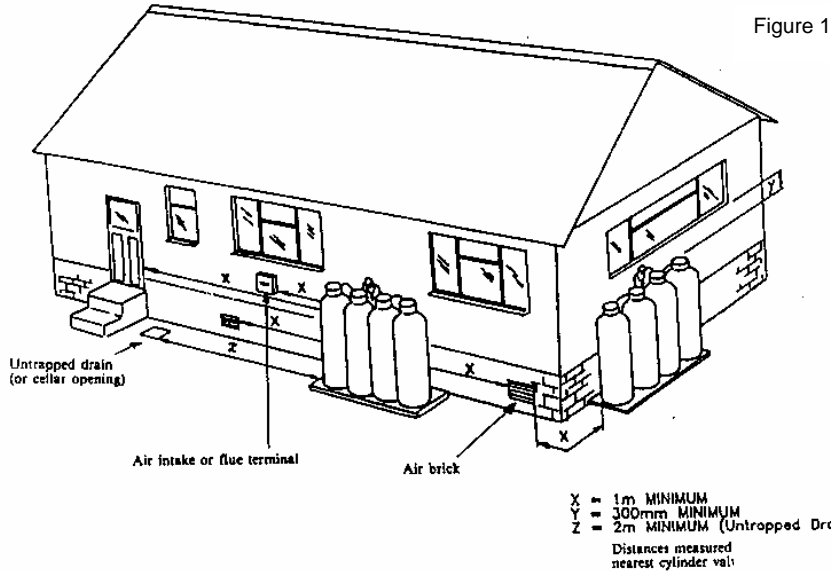
Skin: In case of cold burns, immediately place effected area in tepid water and keep immersed until circulation returns.

Ingested: No emergency care anticipated, the material is a gas at standard temperature and pressure.

Inhalation: Immediately remove patient to uncontaminated area. Keep warm and at rest. If breathing has stopped or shows signs of failing, commence artificial respiration. Summon immediate medical attention.

Other Requirements: Severe inhalation, over exposure to this product may sensitise the heart to catecholamine induced arrhythmias. Do not administer catecholamines to an over exposed person.

Further details and guidance may be found in the following LP Gas Association Codes of Practice:-
 No. 7 Storage of Full and Empty LPG Cylinders and Cartridges
 No. 24 Part 1 Use of Propane in Cylinders at Residential Premises
 No. 24 Part 2 Use of Butane in Cylinders at Residential Premises
 No. 24 Part 5 The Storage and Use of LPG on Construction Sites
 Calor Gas Technical Publications
 104368 – Cylinder Cage Instructions for use
 104796 – Code of Guidance for the Storage of Full & Empty Cylinders



Cylinder Storage Cage

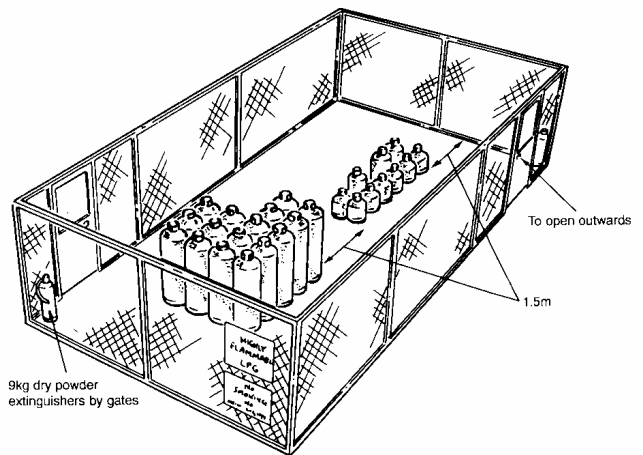


Fig 2. Typical compound & cage storing LPG
 For minimum distances from any cylinder to buildings, boundaries and sources of ignition see LPGA CoP 7.

If you require further advice please contact the Technical Help Desk at Tachbrook Park (01926 318497)

**CALOR GAS EMERGENCY SERVICE – 0845 7 444999
 (ALL CALLS CHARGED AT LOCAL RATE)**

Calor Gas Limited has made every effort to ensure that the information contained within this publication is accurate. Its content should be used as guidance material and not as a replacement of current regulations or existing standards.

All rights reserved. No part of this publication may be reproduced, stored in a retrieval system or transmitted in any form or by any means, electronic, electrostatic, magnetic tape, mechanical, photocopying, recording or otherwise, without permission in writing from Calor Gas Limited.

© Calor Gas Limited 2001

Published by the Safety, Health and Environment Department.